



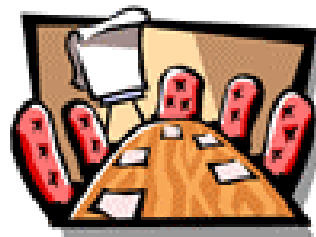
10 Mistakes to Avoid When Implementing a Pavement Management Program

StreetSaver User Conference
Ontario, CA
November 7th, 2007



1. Get Support from Upper Mgmt

- ▶ Director/City Manager/Council
- ▶ You must be credible to:
 - Advocate for funding
 - Cost-effective work plans
 - Make policy changes
 - Avoid worst first policy





2. Be Aware of Regulatory Needs

- ▶ Section 2108.1 of the Streets and Highway Code
- ▶ Regional requirements for funding
 - Orange County – Measure M
 - MTC – STP funds



3. Be Realistic about Schedules

- ▶ Select PMS program
- ▶ Inventory data
- ▶ Condition assessment – longest and most expensive task
- ▶ Budget analysis
- ▶ Communicate results



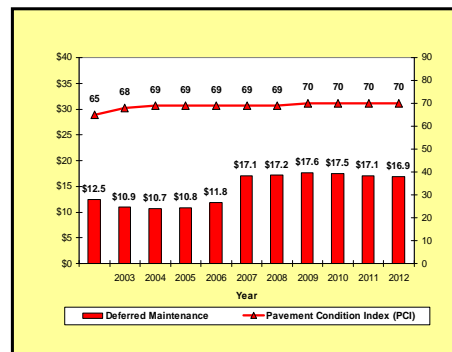
4. QC Data Collection

- ▶ Most expensive task
- ▶ Calibrate technicians
- ▶ Make notes about:
 - Anomalies
 - Pavement changes
 - Const/haul routes



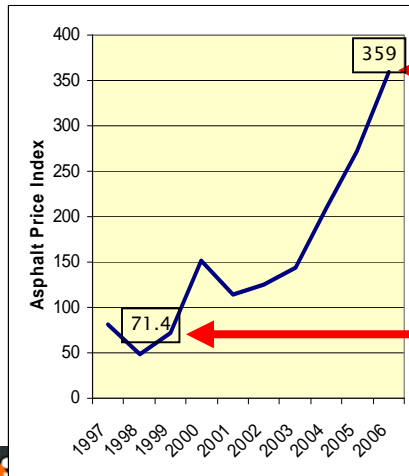
5. Understand Funding Process

- ▶ Sources of funding & limitations
 - Gas tax
 - Sales tax
 - Bonds
- ▶ Total agency costs vs. construction costs





6. Update Unit Costs



- ▶ Construction costs keep going up
- ▶ Oil at \$94/barrel
- ▶ Asphalt prices have increased five-fold since 1999



7a. Pre-defined Projects

- ▶ Committed funding
 - STP projects
 - Multi-year, multi-phase projects
 - Corridor projects
 - Utility coordination
- ▶ “Packaging”





7b. Coordinate with Utilities

- ▶ Common complaints
- ▶ Quarterly coordination mtgs
- ▶ Moratorium
- ▶ Fee ordinances
- ▶ Restoration stds



8. Verify Before Design

- ▶ Network vs. Project Level
- ▶ Pavement design
 - Deflection analysis
 - Accurate quantities





9. Train Your Successor

- ▶ Personnel turnover
 - Promotions
 - Transfers
- ▶ Loss of institutional knowledge
- ▶ “Dusty shelf” syndrome



10. Be Prepared!

- ▶ Circumstances change
 - Priorities of public and upper management
 - Funding
- ▶ Look for windows of opportunity



Pavement
Management



Questions?

Contact:

Margot Yapp, P.E.

myapp@nce.reno.nv.us

(714) 848-8897

nichols
CONSULTING ENGINEERS

The logo for Nichols Consulting Engineers features the word "nichols" in a bold, lowercase sans-serif font, with the "n" inside an orange circle. Below it, "CONSULTING ENGINEERS" is written in a smaller, uppercase sans-serif font. The background of the slide is a dark, abstract image of a road or landscape with a blue and orange graphic element on the right side.